

A woman with short blonde hair, wearing glasses, a grey textured sweater, and a pink scarf, is seen from the side, looking down at her smartphone. She has a black bag slung over her shoulder. The background is a blurred indoor setting with blue and white tones.

eTasku^{a+}

Go paperless in your company

Use the eTasku mobile app to deliver receipts, travel invoices and other business documents electronically to your accountant. Save time and effort and never fray your nerves!

Never lose your company's receipts or documents again!

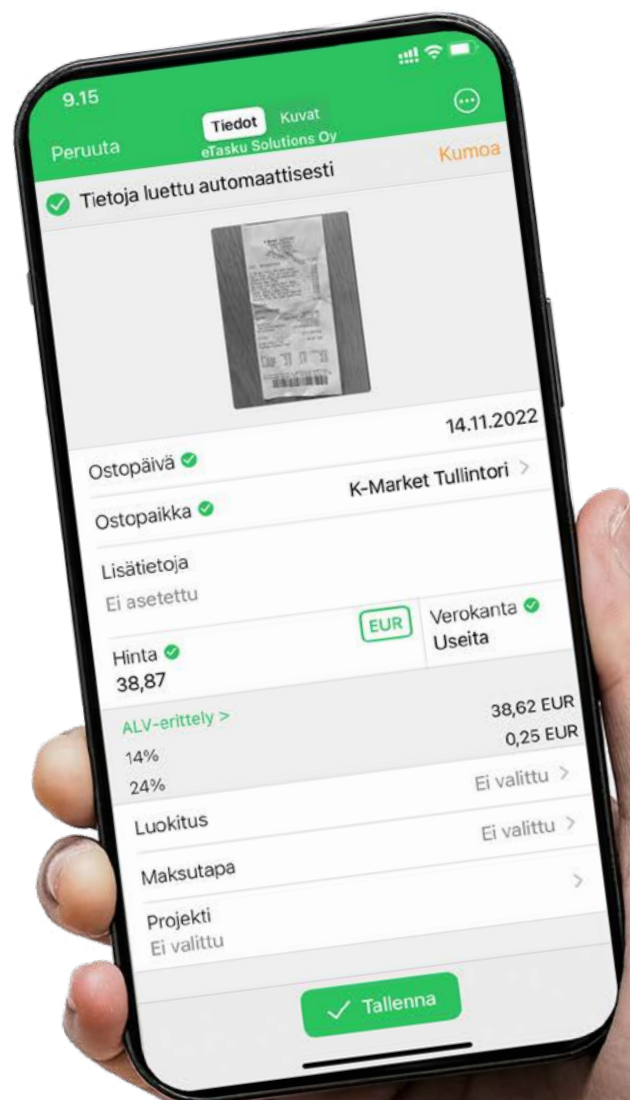
Scan receipts to your accountant or finance department with the push of a button using a handy mobile app. You can also set up automatic reminders for missing documents.

Adding a receipt

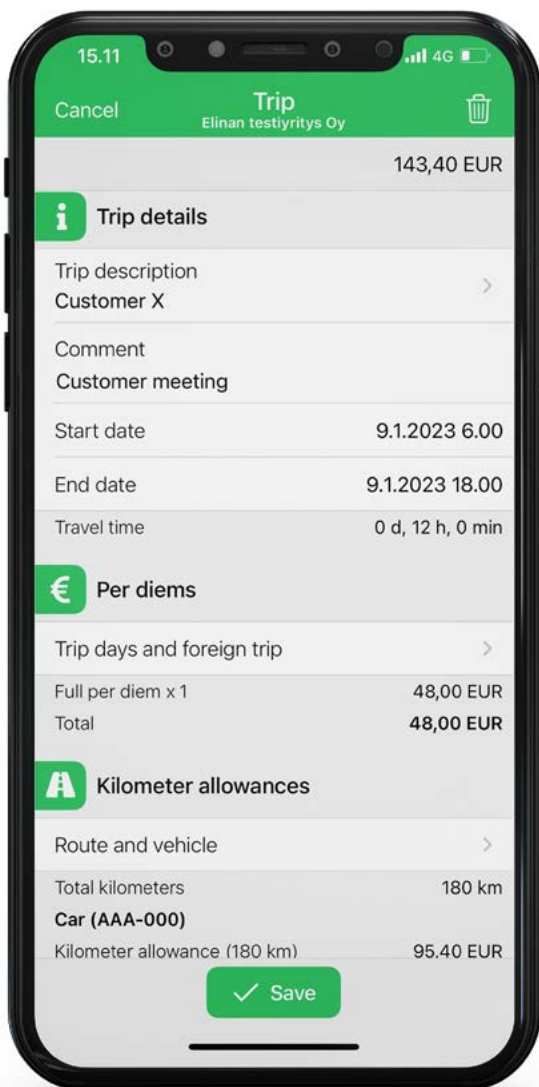
- 1 Take a photo of your receipt
- 2 eTasku will read the information on the image (OCR)
- 3 Check the information and complete any missing data
- 4 Save and the receipt will be automatically transferred to the accountant. You can discard the paper receipt.

5 ways to deliver material to accounting using eTasku

- 📷 Take a photo with the mobile app
- ✉️ Send by email: oma@etasku.fi
- ▶️ Use the share function in other apps
- 💻 Use a computer and the web interface
- 📶 Transmit the receipt via ReceiptHero



The most easy-to-use mobile and browser-based travel invoice software



Is your company struggling with travel invoices? You can take care of travel invoices in less than a minute with eTasku, even on the road. The app will calculate allowances automatically according to instructions provided by the tax administration.

Creating a travel invoice

- 1 Enter route information
- 2 Select travel times
- 3 Select any attachments
- 4 The accounting company can now see the travel invoice directly

Key features – The best of the travel invoice app

Kilometre allowances

Enter the starting point, pit stops and final destination of your journey. eTasku will take care of the rest!

Daily allowances

We will automatically calculate your daily allowances and meal allowances.

Money in your account immediately

The travel invoice will be available to your supervisor or accountant and ready for payment immediately.

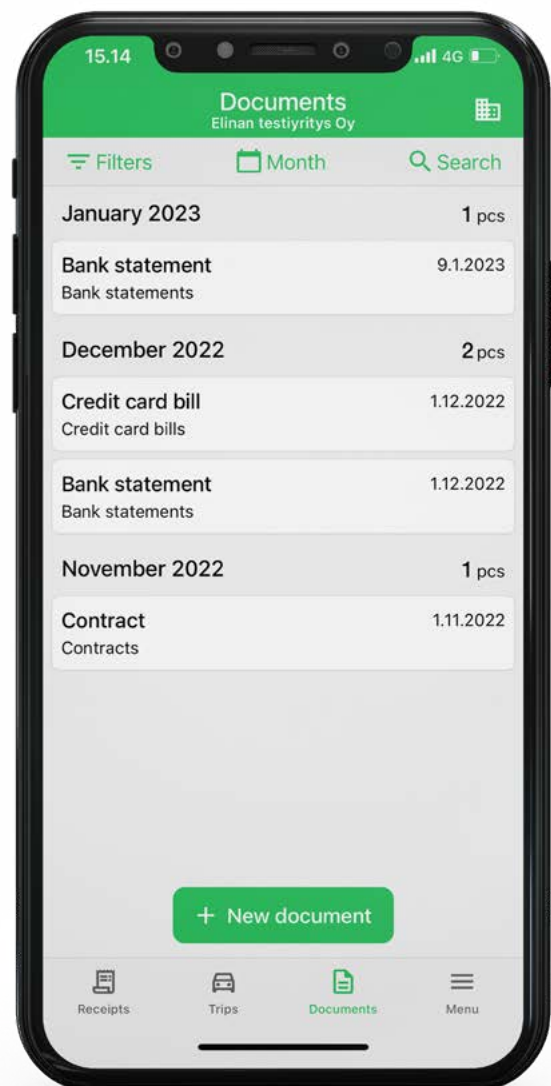
Document management made easy

You can save all of your company's important documents in eTasku, where they will always be up to date and available to your colleagues. Forget paper receipts and searching for attachments in emails.

What can I save in eTasku?

In addition to receipts and travel invoices, you can save and manage all materials connected to your business operations, such as

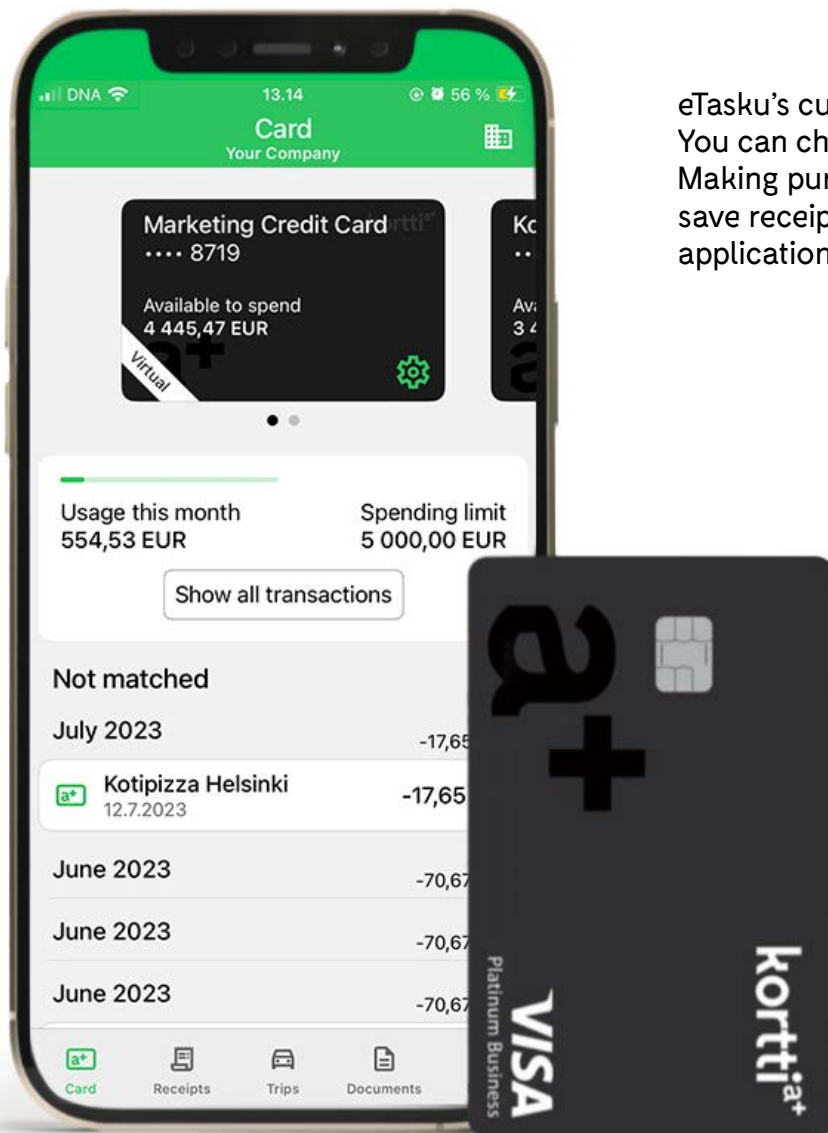
- payroll data (e.g. tax cards, time records)
- insurance certificates
- meeting minutes
- negotiation memoranda
- purchase invoices
- sales invoices
- instructions, presentations and project plans.



Kortti a+

Business card free of charge

eTasku's customers can use a free company card. You can choose credit, prepaid or both to your card! Making purchases has never been this easy - you can save receipts for transactions with the eTasku mobile application.



No annual fees

Kortti a+ has no card-specific annual fees or interest.

Credit and Prepaid

Choose the type of card that best suits your company's needs, or both!

Virtual card

You can also pay with your phone. We have support for Apple Pay and Google Pay.

Reminders

You will receive a reminder once a week about missing receipts in eTasku.



Pricing

A 30-day free trial for new customers!

eTasku Dokumentti™

Receive documents completely free of charge.

€0.00/month*

eTasku Basic™

Send receipts and documents to accounting.

€7.90/month*

eTasku Pro™

Receipts, travel invoices and other documents for accounting.

€9.90/month*

eTasku Enterprise™

When your company has more than 50 users.

Request an offer

*) Price per one user per month + 25,5% VAT

“Expanding the service to cover the entire company was easy and flexible. The benefit of using eTasku is directly proportional to the number of receipts.”

- TATU HIRVONEN, TULOS HELSINKI

“We were able to eliminate dozens of unproductive working hours with eTasku. Every small and medium-sized company should start using the service!”

- RAMI PELTONEN, LYYTI

Start using eTasku

- 1 Download eTasku (App Store or Google Play)
- 2 Create a username and password
- 3 Add the first materials to eTasku

